

WATERCO
water, the liquid of life

WALPHA**FLO**





POOL PUMPS



The Alphaflo pool pump is equipped with a newly designed impeller and diffuser that improves water flow and reduces head loss. The pump body has also been specially designed to improve water flow and pump operating noise by reducing water turbulence.

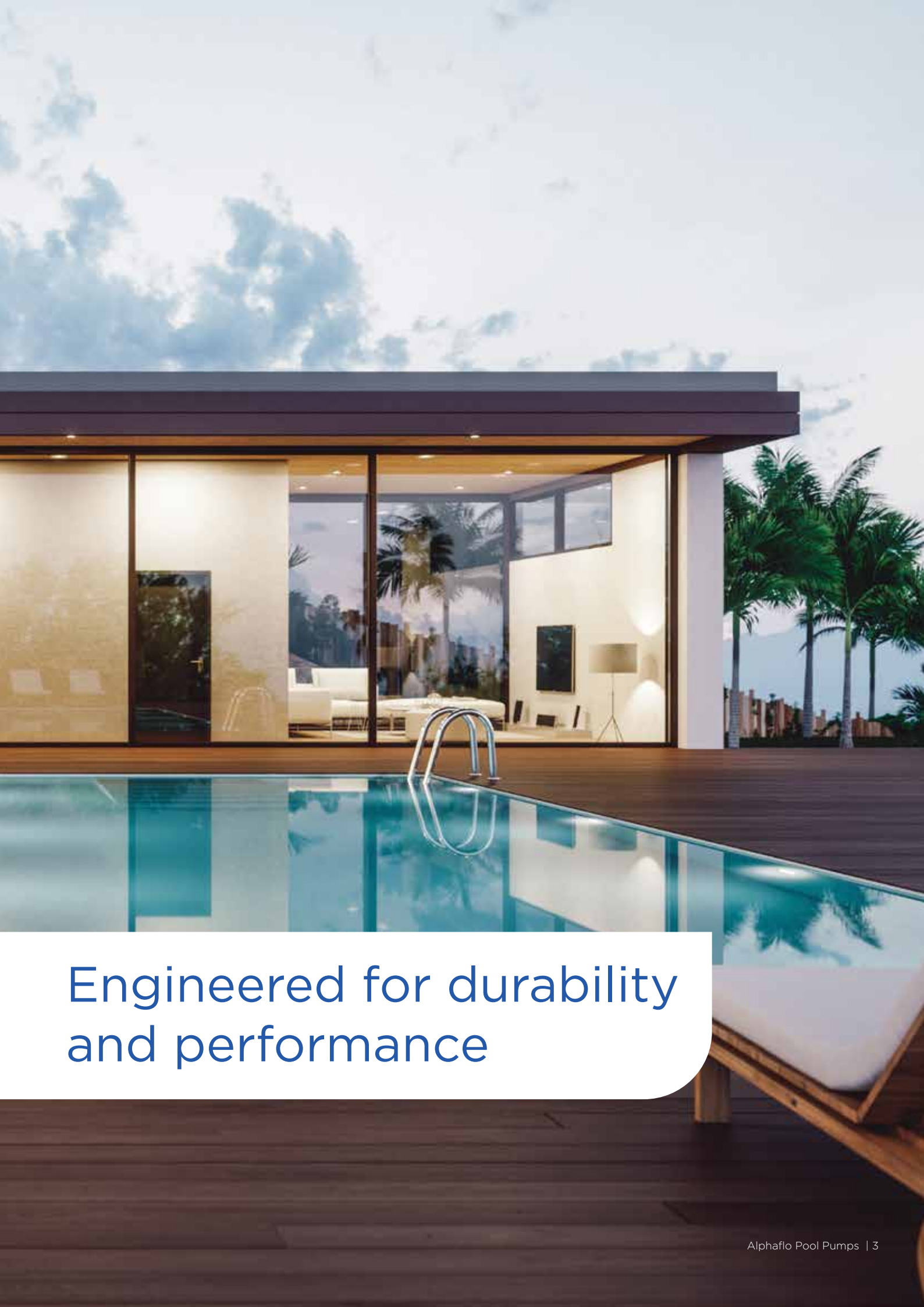
Plus a new heavy-duty pump bracket and insulation, which helps in absorbing motor vibration.

Efficient Impeller and Diffuser Design

The pump's impeller and diffuser design have been chosen carefully to help improve flow and efficiency by eliminating constrictions and obstacles maximises the hydraulic output of the pump while minimising turbulence. The pump's hydraulic efficiency also comes from the design of the pump body that has improved water flow gaining performance outcomes that can shorten run times and reduces energy consumption leading to lower operating costs.

Engineered Durability

The pump body is manufactured utilising state of the art engineering plastic moulding with a single piece strainer pot and volute for extra strength. A high grade 316 stainless steel mechanical seal is incorporated for extra protection against corrosion. e.g. from chlorinated water, ozone, iodine, Baquacil, bromine and salt water.



Engineered for durability
and performance



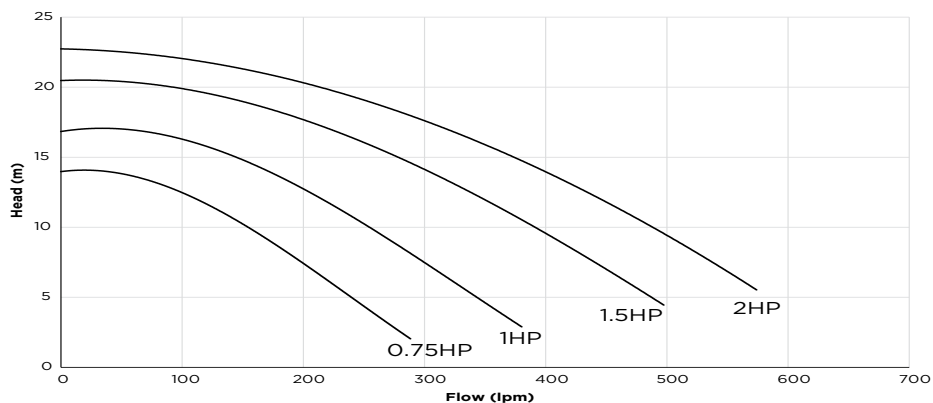
Unique Motor Safeguarding Design

The Alphaflo pump boasts a unique design that safeguards the motor from water intrusion via the drive shaft. However, if the pump runs dry or the mechanical seal becomes worn, it could lead to leaks.

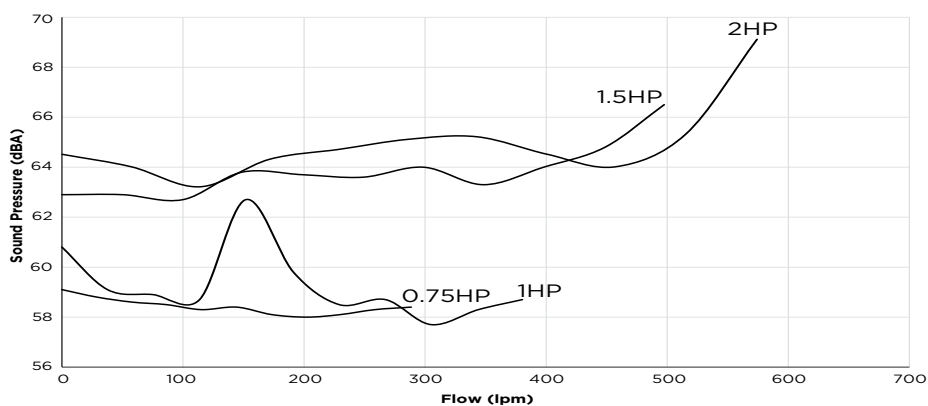
Waterco's exceptional Alphaflo design effectively channels any leaks from worn seals away from the pump, ensuring long-lasting performance and reliability.

The Alphaflo pool pump is equipped with a redesigned impeller and diffuser that improve water flow and reduce head loss. The pump body is specifically designed to enhance water flow and minimise operating noise by reducing turbulence. Additionally, it features a new heavy-duty pump bracket and insulation, which help absorb motor vibration and further decrease operating noise.

Alphaflo Flow Curves



Alphaflo Sound Levels



A close-up, low-angle shot of a person's leg splashing in water. The leg is dark and silhouetted against a bright, golden background of a sunset or sunrise. Water droplets are frozen in mid-air around the leg, creating a dynamic and energetic scene. The water surface is rippled with light reflecting off it.

Advanced motor
protection and
superior flow

ALPHA FLO

Quick connect
barrel unions
for UPVC pipe

Clear basket lid

Hydraulically efficient
single-piece diffuser/
nozzle design impeller

Unique motor
safeguarding
design



Strong single
piece glass filled
thermoplastic
pump body

2.05L Strainer
basket - capture
debris and
protects the
pump impeller

Drain plugs

Stable &
insulated
support
base

High performance motor:

- IP5 rating
- Motor shaft 303 grade stainless steel.
- Fan cooled.
- Thermal overload protection

Technical Specifications

Model	Flow Rate (lpm)		Nom. hp	kW	Amps	Phase	Total Length* (mm)	Motor Frame (mm)	Inlet/Outlet
	8m	10m							
Alphaflo 075	195	157	0.75	0.73	3.3	1	626	71	50mm ports x / 40/ 50mm unions
Alphaflo 100	295	258	1	1.06	6.8	1	626	71	50mm ports x / 40/50mm unions
Alphaflo 150	430	390	1.5	1.61	6.9	1	645	80	50mm ports x / 40/50mm unions
Alphaflo 200	530	490	2	2.05	9.0	1	685	80	50mm ports x / 40/50mm unions

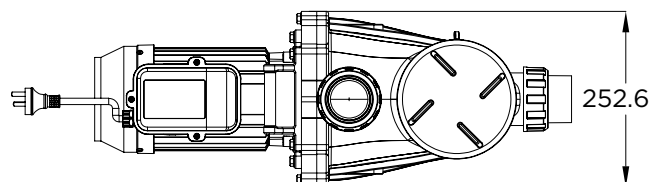
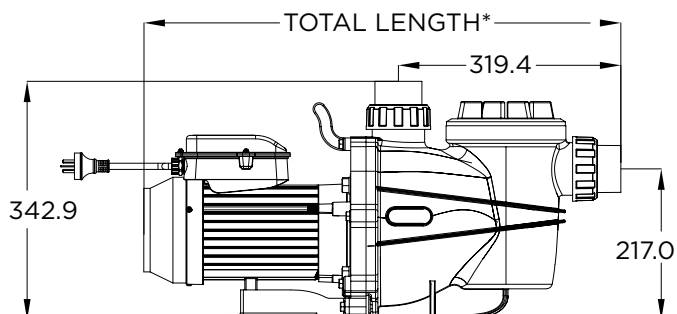
Phase	Volts	Cycle	RPM	Strainer Basket Size
1	220-240	50	2860	2.05L

Warranty

Pumps	3 years (conditional)*
Wet End	3 years
Motor, mechanical seal, hair and lint pot lid, o'ring, basket, impeller & diffuser	2 years
Commercial applications	1 year
Labour	1 year

*Please refer to Waterco's warranty terms and conditions

Dimension



WATERCO

water, the liquid of life



Waterco pioneers reliable solutions for healthy, safe water environments, which are used in residential, commercial and industrial applications in over 40 countries.

Established in 1981, it has since become a global brand recognised for designing and manufacturing filtration and sanitisation innovations for the swimming pool, spa, aquaculture, and water purification sectors.

CONTACT WATERCO

Waterco's head office is situated in Sydney, Australia with international offices, manufacturing plants and warehouses located in Australia, New Zealand, Malaysia, Indonesia, Singapore, China, Vietnam, USA, Canada, and the UK.

OFFICES - AUSTRALIA

NSW - Sydney (Head Office)

Tel: +61 2 9898 8600

QLD - Brisbane

Tel: +61 7 3299 9900

VIC/TAS - Melbourne

Tel: +61 3 9764 1211

WA - Perth

Tel: +61 8 9273 1900

SA/NT - Adelaide

Tel: +61 8 8244 6000

ACT Distribution

Tel: +61 2 6280 6476

OFFICES - OVERSEAS

Waterco (Europe) Limited

Sittingbourne, Kent, UK

Tel: +44 (0) 1795 521 733

Waterco (USA) Inc

Augusta, Georgia, USA

Tel: +1 706 793 7291

Waterco Canada

Boucherville, Quebec, Canada

Tel: +1 450 748 1421

Waterco (NZ) Limited

Auckland, New Zealand

Tel: +64 9 525 7570

Waterco (C) Limited

Guangzhou, China

Tel: +86 20 3222 2180

PT Waterco Indonesia

Jakarta, Indonesia

Tel: +62 21 4585 1481

Waterco Singapore Intl Pte Ltd

Midview City, Singapore

Tel: +65 6344 2378

Waterco (Far East) Sdn Bhd

Selangor, Malaysia

Tel: +60 3 6145 6000

Waterco Vietnam Company Limited

Ho Chi Minh City, Vietnam

Tel: +84 28 3622 7780



SCAN ME

www.waterco.com

Distributed by: